

LED Switching Power Supply

- Protections: short circuit/over load/over voltage/over temperature
- Soothing start, soft light and eye protection , with four gears dimming mode
- Design for indoor installations
- Cooling by free air convection
- 100% full load burn-in test
- Suitable for internal lights application for I / II / III .
- Widely used in LED lighting and IT equipment
- Compliance to worldwide safety regulation for led lightings.

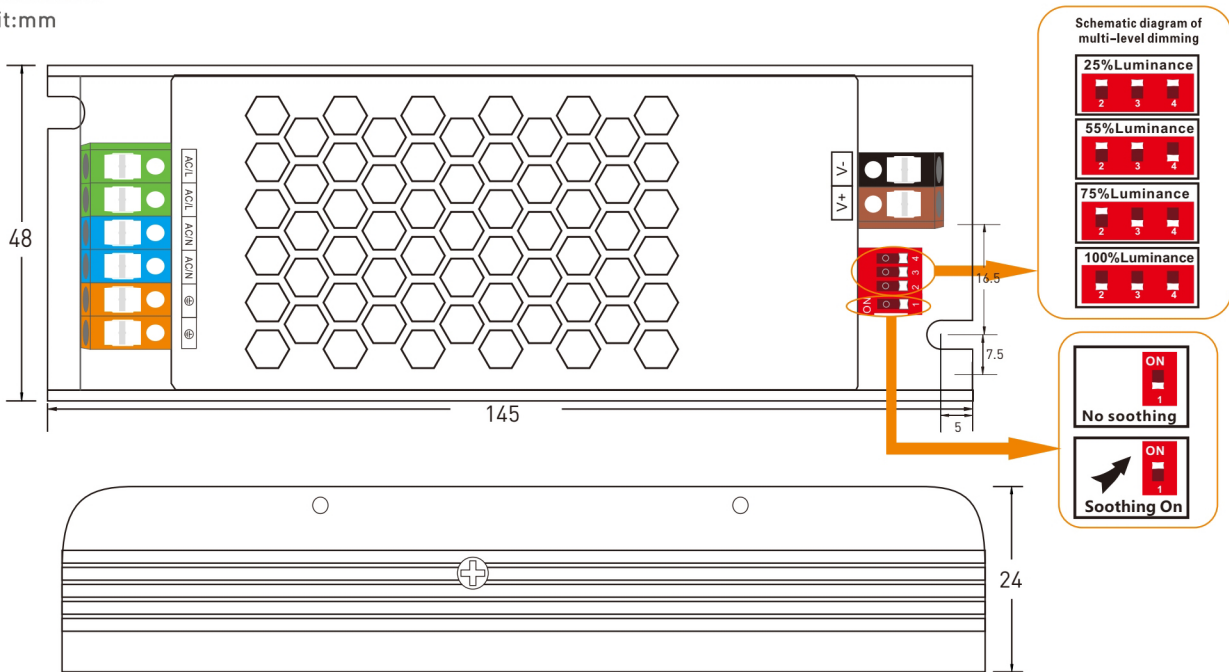


Specification

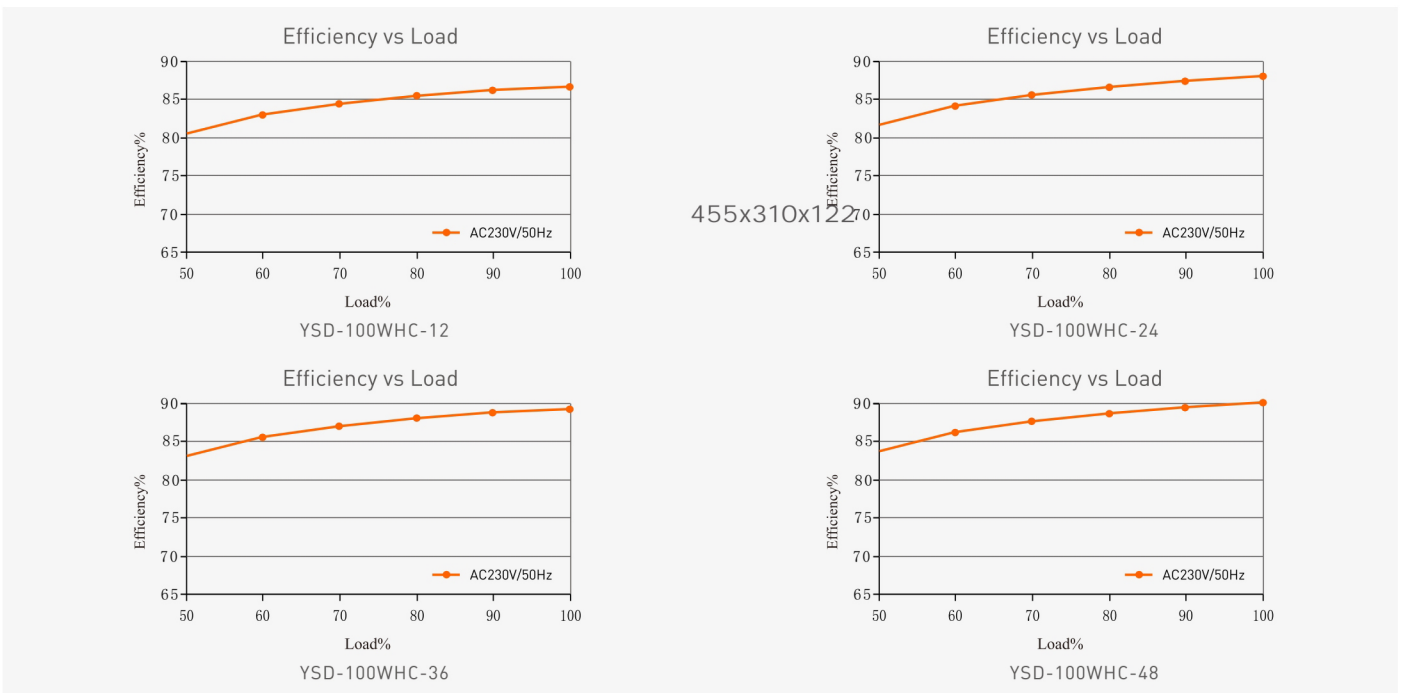
Model		YSD-100WHC-24		
OUTPUT	Output voltage	24VDC		
	Output voltage range	24VDC±0.5VDC		
	Output current	Max 4.2A		
	Output power	Max 100W		
	Output power range	0~100W		
	Ripple & Noise	≤200mV		
	Linear Regulation	±1%		
	Load Regulation	±1%		
	Start-up Time (Typ)	600ms/230VAC 800ms/115VAC		
	Hold Up Time(Typ)	12ms/230VAC 10ms/115VAC		
INPUT	Input voltage	175-264Vac or 100-130Vac		
	Frequency	50/60Hz		
	Input current	0.88A/230Vac or 1.7A/115Vac		
	Power factor	PF>0.55		
	No-load power consumption	< 0.5W		
	Efficiency (typ.)	88%		
	Inrush current(typ.)	Cold start 60A at 230Vac		
	Control surge capability	L,N:1KV L,N-PE:2KV		
	Leakage current	Max. 0.5mA		
ENVIRONMENT	Working temperature	ta: -30°C~ 50°C tc: 80°C		
	Working humidity	20 ~ 99%RH, non-condensing		
	Storage temp., humidity	-40°C ~ 80°C, 10~95%RH		
PROTECTION	Overtemperature	Protection type: Turn off the output voltage, after the temperature drops, re-energize to restore.		
	Over load protection	Shut down the output when current load ≥110%~150%, auto recovers.		
	Short circuit protection	Protection type: It can be automatically restored after the fault is eliminated.		
SAFETY & EMC	Withstand voltage	I/P-O/P:3000Vac		
	Isolation resistance	I/P-O/P: 100MΩ/500VDC/25°C/70%RH		
	Safety standards	IEC/EN61347;IEC/EN60950;IP20		
	EMC Test Standards	EN55015: 2013;EN61547: 2009; EN61000-3-2:2014; EN61000-3-3:2013		
Reliability and Quality Control	Impact aging	100% of the product is fully loaded and impacted for 4 hours under an environment of at least 40°C ± 5°C		
	Component derating	Under the steady-state conditions of rated input and output, the stress of components will not exceed its maximum nominal value		
NOTE	1. All parameters not specifically mentioned are measured at 230VAC input, rated load and 25°C ambient temperature. 2. Ripple and noise test method: connect 0.1uF and 47uF capacitors in parallel at the terminal, and measure under 20MHZ bandwidth. 3. Ensure that the power supply is used under the rated parameters and environment.			

Dimensions

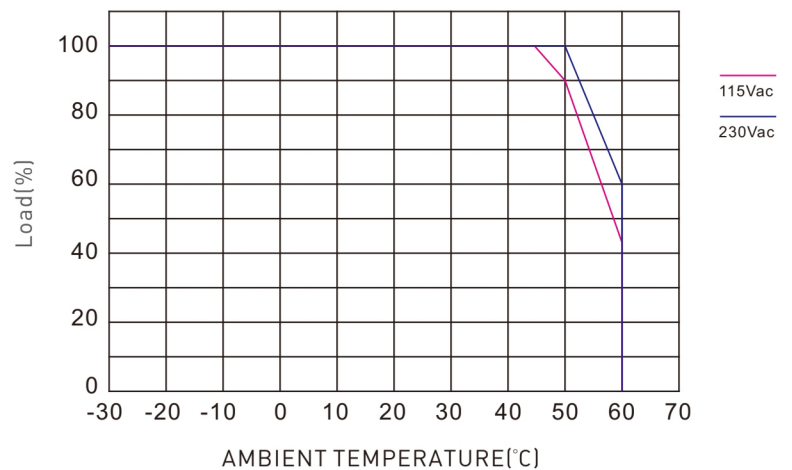
Unit:mm



Relationship diagrams



Temperature load curve



* No further notice if any changes in the manual. Product function depends on the goods. Please feel free to contact your supplier if any question.