




CELLO PACKAGING



Place the instrument in the appropriate slots, extending the tip to detect the position for attaching the stand.



Reposition the guillotine to lock the handle.



Tie the handle with string to secure it further.



Remove the elastic from the two cardboard rolls and place them in the Cs, widening them until the movement of the instrument is blocked (note: you can insert a sheet of baking paper between the cardboard roll and the contact points with the instrument).



Finished look.